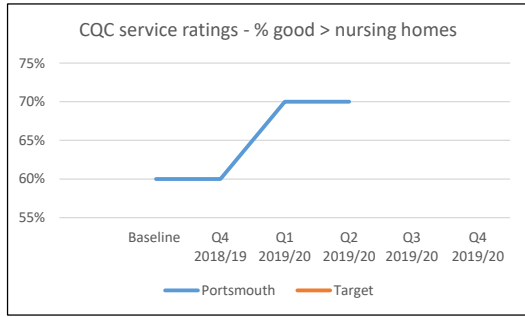


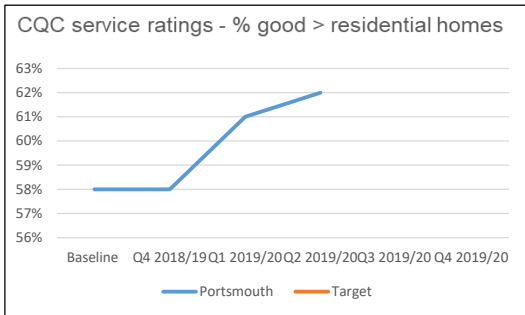
Priority- a city that works together, enabling communities to thrive and people to live healthy, safe, independent lives



RAG against target

RAG against trend
AMBER

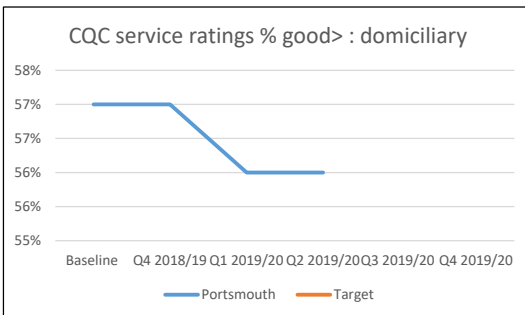
COMMENTARY
ASC and CCG Joint Quality Team and Care Home Improvement Team are engaging with providers to support providers to have better inspection outcomes. PCC are meeting regularly with CQC to share intelligence on provider performance. Likewise, ASC are regularly meeting with providers to review issues and challenges to service provision that impact quality and the experience of the service user.



RAG against target

RAG against trend
GREEN

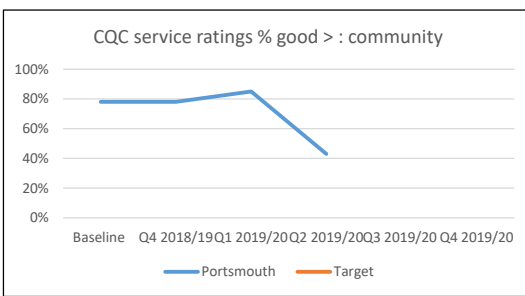
COMMENTARY
ASC and CCG Joint Quality Team and Care Home Improvement Team are engaging with providers to support providers to have better inspection outcomes. PCC are meeting regularly with CQC to share intelligence on provider performance. Likewise, ASC are regularly meeting with providers to review issues and challenges to service provision that impact quality and the experience of the service user.



RAG against target

RAG against trend
AMBER

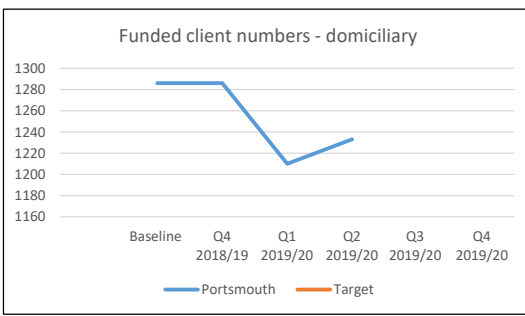
COMMENTARY
ASC and CCG Joint Quality Team and Care Home Improvement Team are engaging with providers to support providers to have better inspection outcomes. PCC are meeting regularly with CQC to share intelligence on provider performance. Likewise, ASC are regularly meeting with providers to review issues and challenges to service provision that impact quality and the experience of the service user.



RAG against target

RAG against trend
RED

COMMENTARY
ASC and CCG Joint Quality Team and Care Home Improvement Team are engaging with providers to support providers to have better inspection outcomes. PCC are meeting regularly with CQC to share intelligence on provider performance. Likewise, ASC are regularly meeting with providers to review issues and challenges to service provision that impact quality and the experience of the service user.

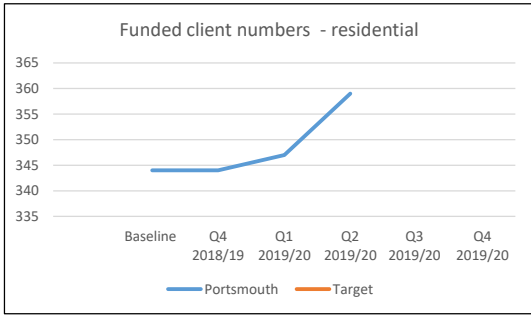


RAG against target

RAG against trend
GREEN

COMMENTARY
Currently only reporting client numbers as ASC management information resource has been reduced recently.

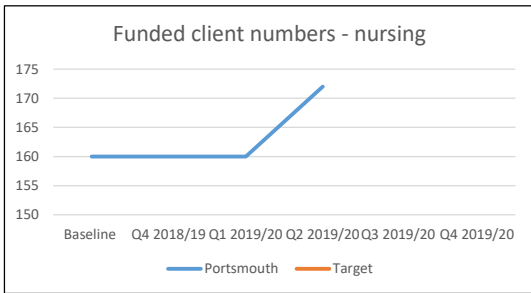
Priority- a city that works together, enabling communities to thrive and people to live healthy, safe, independent lives



RAG against target

RAG against trend
GREEN

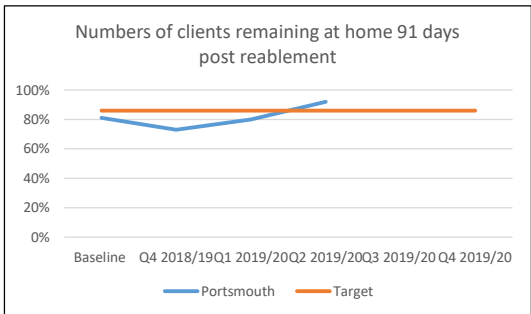
COMMENTARY
Currently only reporting client numbers as ASC management information resource has been reduced recently.



RAG against target

RAG against trend
GREEN

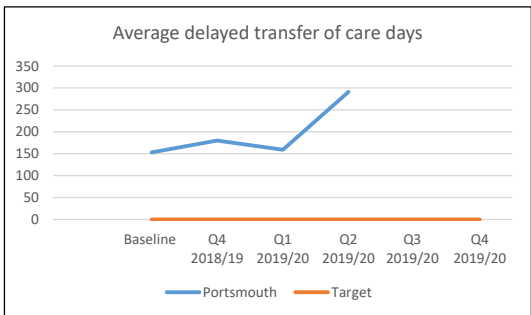
COMMENTARY
Currently only reporting client numbers as ASC management information resource has been reduced recently.



RAG against target

RAG against trend
GREEN

COMMENTARY
Increase in this indicator, along with a year-on-year reduction in number of care hours being purchased and low delayed transfers of care suggests that reablement approach is having a beneficial impact for clients and ASC.

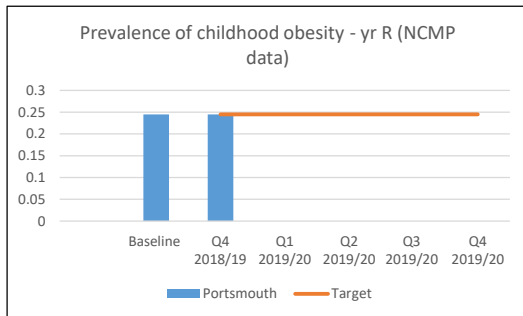


RAG against target

RAG against trend
AMBER

COMMENTARY
Only July and August data available at time of publication. Portsmouth are still well below national targets for delayed discharges.

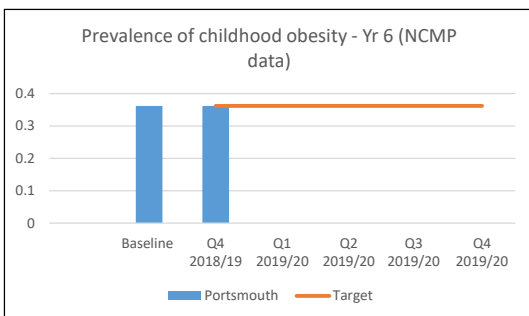
Priority- a city that works together, enabling communities to thrive and people to live healthy, safe, independent lives



RAG against target

RAG against trend

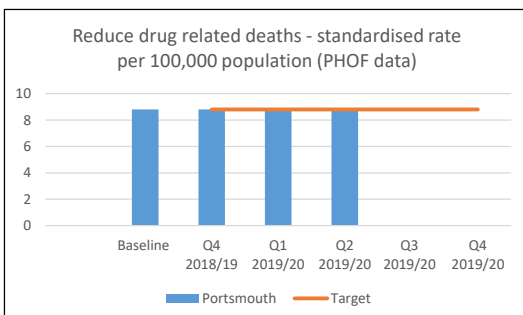
COMMENTARY
Data gathered during the school year and published annually. In 2017/18, Portsmouth significantly worse than than national average at Yr R.



RAG against target

RAG against trend

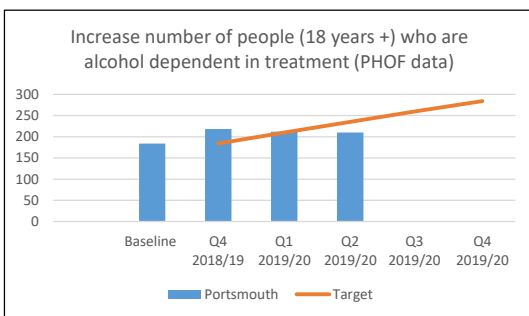
COMMENTARY
Data gathered during the school year and published annually. In 2017/18, Portsmouth was similar to the national average at Yr 6.



RAG against target

RAG against trend

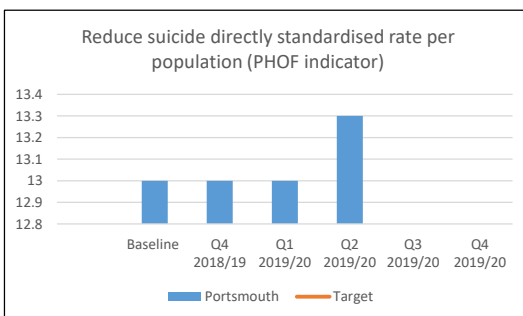
COMMENTARY
There is a lag in the publication of data and it is published annually. Monitoring needs to be long term as the influence of action taken in-year will not be known. In 2015-17, Portsmouth is significantly worse than the national average.



RAG against target
RED

RAG against trend
GREEN

COMMENTARY
There is a lag in the publication of data and it is published annually- however more timely date is available locally and is reported quarterly.

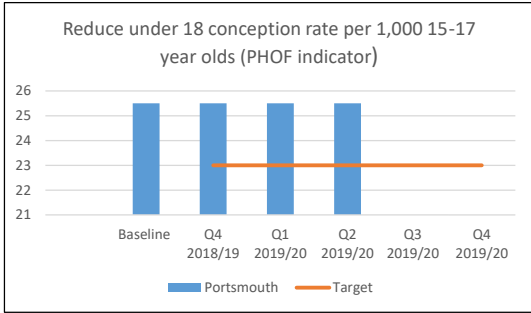


RAG against target
RED

RAG against trend
RED

COMMENTARY
There is a lag in publication of data and it is published annually. Monitoring needs to be long term as influence of actions taken in - year will not be known. In 2015-17, Portsmouth significantly worse than national average (England 9.6 per 100,000). Portsmouth Suicide Prevention Plan target is a 10% reduction in suicide rate over three years (2018-21).

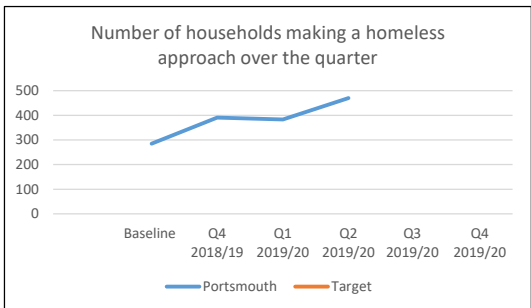
Priority- a city that works together, enabling communities to thrive and people to live healthy, safe, independent lives



RAG against target

RAG against trend

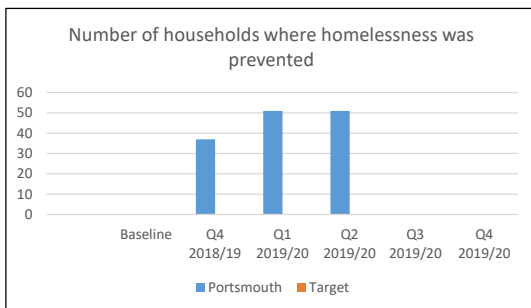
COMMENTARY
There is a lag in the publication of data. Monitoring needs to be long-term as the influence of actions taken in year will not be known. In 2017, Portsmouth significantly worse than national average.



RAG against target

RAG against trend
AMBER

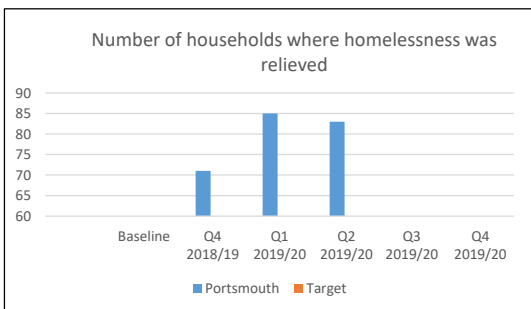
COMMENTARY
These figures reflect the situation in households within the Portsmouth area.



RAG against target
GREEN

RAG against trend
AMBER

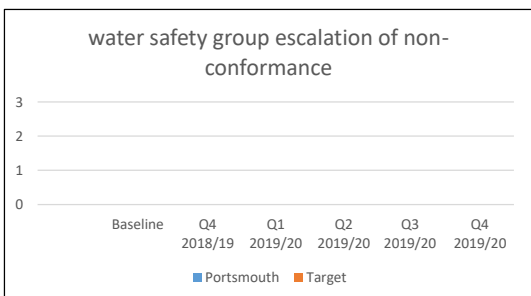
COMMENTARY
This is a new measure and there is no established baseline.



RAG against target
GREEN

RAG against trend
AMBER

COMMENTARY
This is a new measure and there is no established baseline.

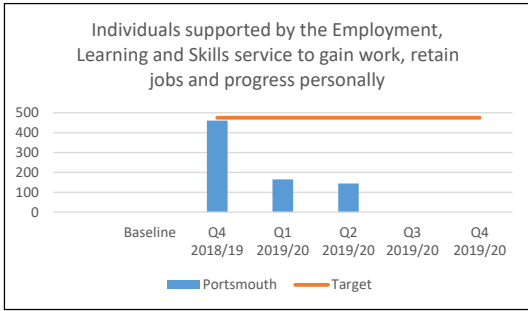


RAG against target
GREEN

RAG against trend
n/a

COMMENTARY
The water safety group meets quarterly where it will continue to review measures that will be reported to GASC (risk assessments, Deputy Controller, vacancies, training requirements etc)

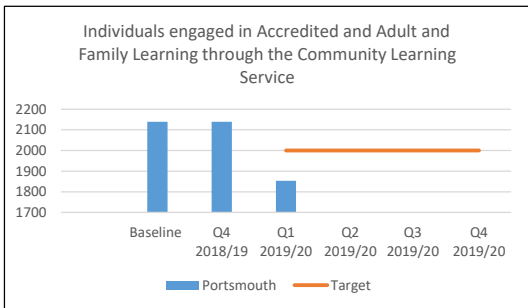
Priority- a city that works together, enabling communities to thrive and people to live healthy, safe, independent lives



RAG against target
GREEN

RAG against trend
GREEN

COMMENTARY
Referrals continue to be our key challenge and partner engagement is now heavily invested in. National Careers Service contract is now live for delivery.

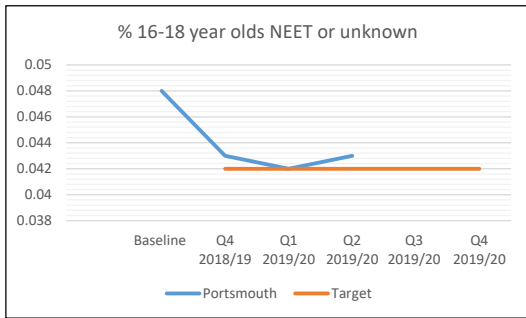


RAG against target
GREEN

RAG against trend
GREEN

COMMENTARY
Slightly reduced numbers (1853 against 2139) but achievement levels (94.8%) are well above the national averages. Figures are fixed at Q1 until the next academic year. In the meantime work with other providers will increase engagement. Future quarters will include reporting on numbers from the Google Digital Garage and the Good Things Foundation.

Priority- Encourage regeneration built around our city's thriving culture, making Portsmouth a great place to live, work and visit



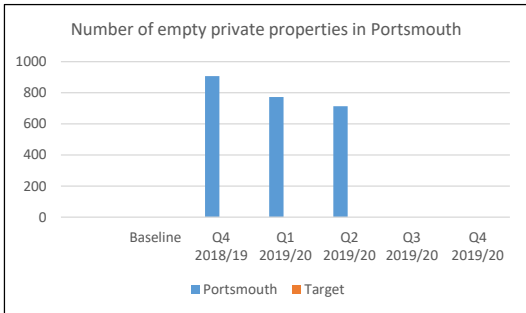
RAG against target

AMBER

RAG against trend

AMBER

COMMENTARY
 Whilst the combined figures for NEET and unknown remain below national figures and those of statistical neighbours, further work needs to be done to reduce the number of young people who are NEET. These figures reflect positively against statistical neighbours but are higher than the national average.



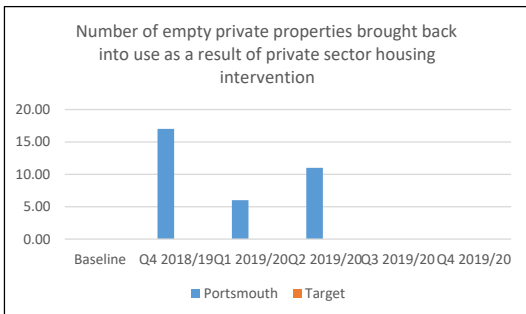
RAG against target

GREEN

RAG against trend

AMBER

COMMENTARY
 This is a new measure and there is no established baseline.



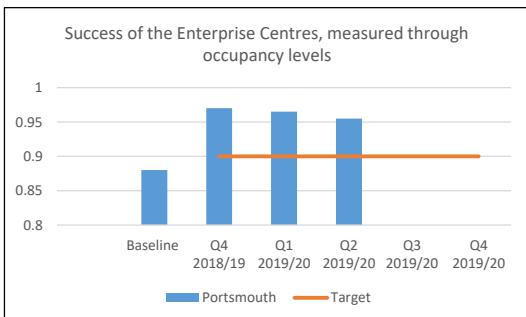
RAG against target

GREEN

RAG against trend

AMBER

COMMENTARY
 This is a new measure and there is no established baseline.



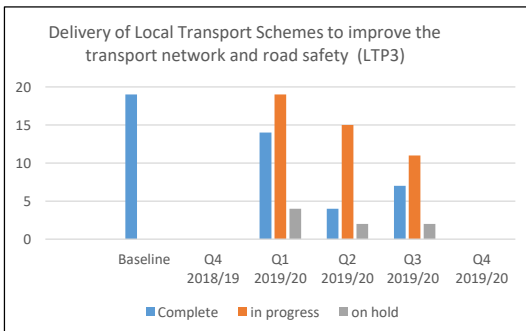
RAG against target

GREEN

RAG against trend

AMBER

COMMENTARY
 High demand for small, affordable work space in the right location.



RAG against target

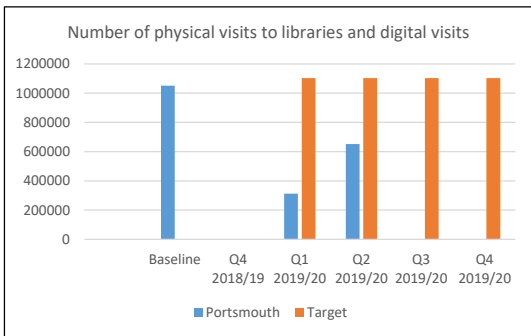
GREEN

RAG against trend

GREEN

COMMENTARY
 19/20 schemes and brought forward schemes are progressing well. 2 schemes are on hold as development in the area will create different requirements. They will be reviewed at the appropriate time.

Priority- Encourage regeneration built around our city's thriving culture, making Portsmouth a great place to live, work and visit



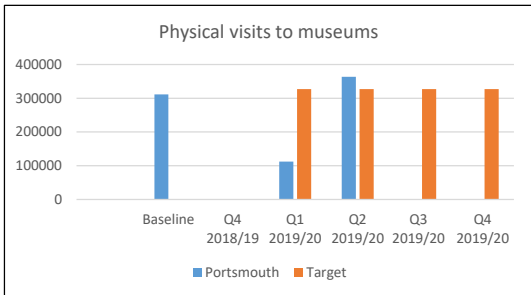
RAG against target

GREEN

RAG against trend

GREEN

COMMENTARY
 This quarter has given a more accurate reflection of customer engagement including access to digital services (requests/bookings/om-line offers via the library card), digital loans (ebooks, e-audio books, music, magazines, comics) digital searchers (catalogue/reference sources) and other enquiries (email questions etc).



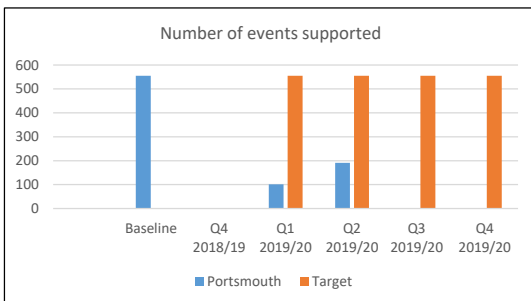
RAG against target

GREEN

RAG against trend

GREEN

COMMENTARY
 Uplift in visitor figures reflects strong performance of D-Day Story (up 41% on same time last year), Portsmouth Museum (up 28%) and Southsea Castle (up 3%). Numbers at Cumberland House and Dickens' Birthplace are down by 9% and 7% respectively.



RAG against target

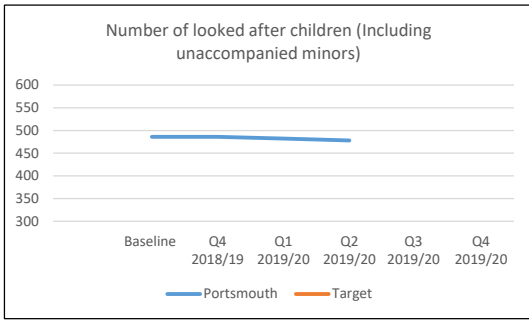
AMBER

RAG against trend

AMBER

COMMENTARY
 Q2 - Total events composes 70 Event Application events, 17 PCC events and 3 partnered/large scale events (Victorious Festival, 2 circuses)

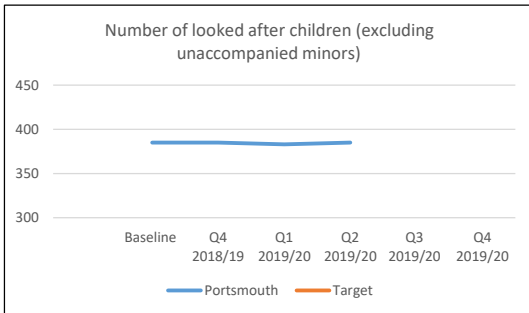
Priority- Make Portsmouth a great place to live, learn and play, so our children and young people are safe, healthy and positive about their futures



RAG against target
n/a

RAG against trend
AMBER

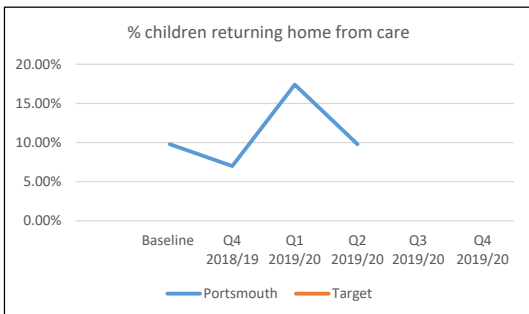
COMMENTARY
Whilst it is reassuring that the numbers of looked after children have begun to plateau, the numbers remain high and the complexity of need continues to place significant pressure on CSC. There is close scrutiny of Deputy Director of all children taken into care and an increasing focus on reunification.



RAG against target
n/a

RAG against trend
AMBER

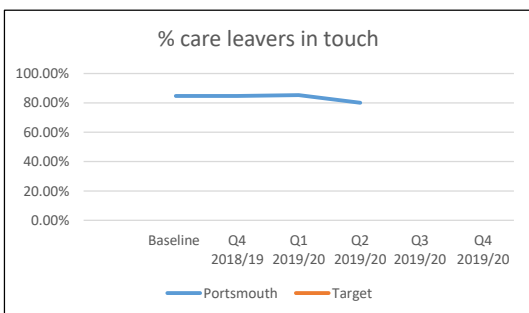
COMMENTARY
As above



RAG against target
n/a

RAG against trend
AMBER

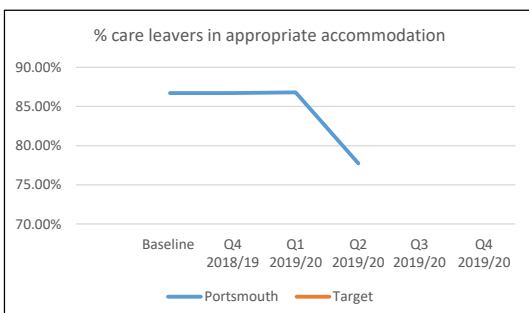
COMMENTARY
Positive increase in reunification in first quarter - increase on 18/19 baseline. Dip in Q2.



RAG against target

RAG against trend
RED

COMMENTARY
There has been a 5% dip this quarter which is concerning. A review of this cohort will be undertaken by the service leader for the TCT2 to support activity in this area.

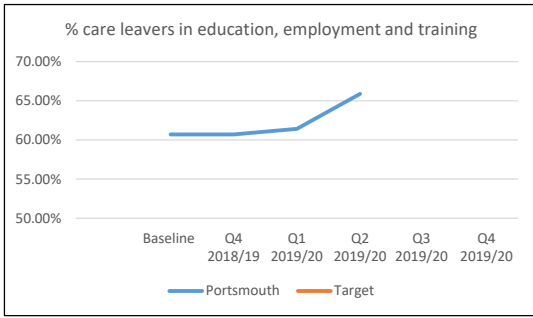


RAG against target

RAG against trend
RED

COMMENTARY
There has been a dip in performance in this area and a review of the data will be undertaken to ensure that we are addressing accommodation issues as they arise.

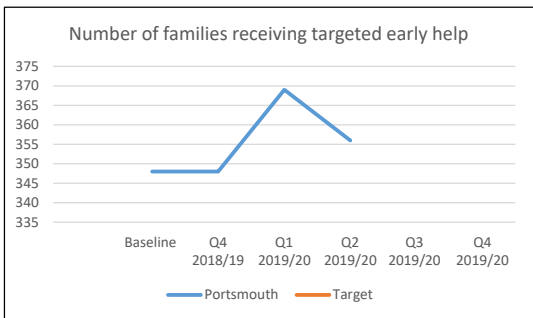
Priority- Make Portsmouth a great place to live, learn and play, so our children and young people are safe, healthy and positive about their futures



RAG against target

RAG against trend
GREEN

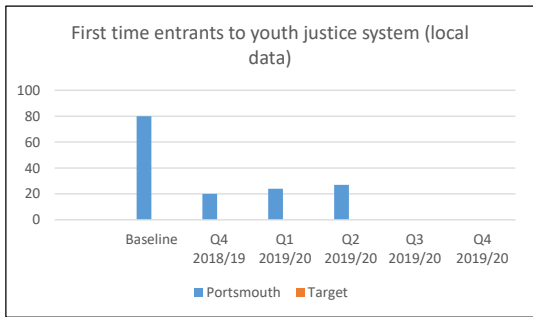
COMMENTARY
There has been a slight improvement this quarter - 87.1% are EET if UAMs are removed from cohort 54/62)



RAG against target

RAG against trend
AMBER

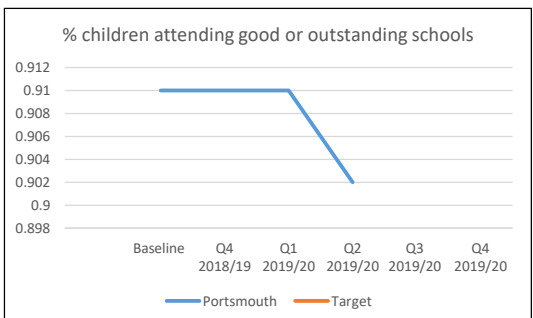
COMMENTARY



RAG against target

RAG against trend
AMBER

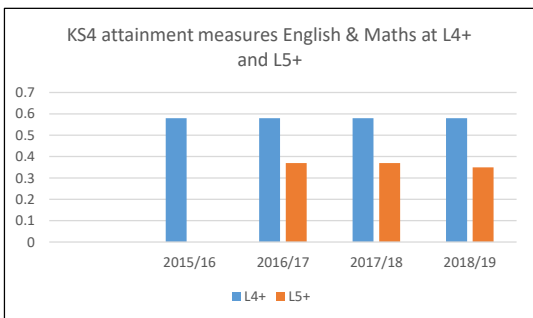
COMMENTARY
This is a provisional figure drawn from internal systems and may change once YJB confirm data in September (this is an increase on projections). This is a priority area for the YOT Board.



RAG against target

RAG against trend
AMBER

COMMENTARY
Based upon schools inspection data.

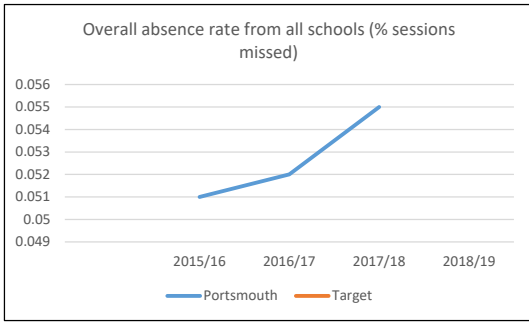


RAG against target

RAG against trend
AMBER

COMMENTARY
Annual data - provisional 2019 results will be available in August 2019.

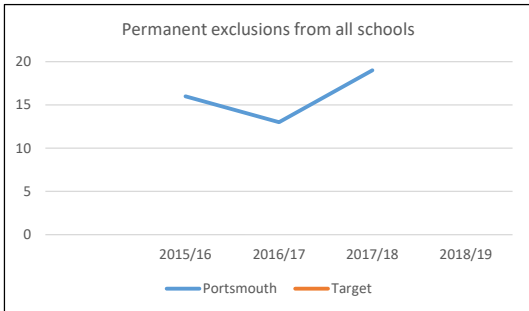
Priority- Make Portsmouth a great place to live, learn and play, so our children and young people are safe, healthy and positive about their futures



RAG against target

RAG against trend
RED

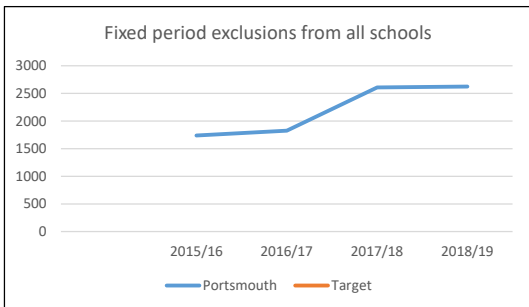
COMMENTARY
Whole year data - most recent data from DfE March 2019. Released annually.



RAG against target

RAG against trend
RED

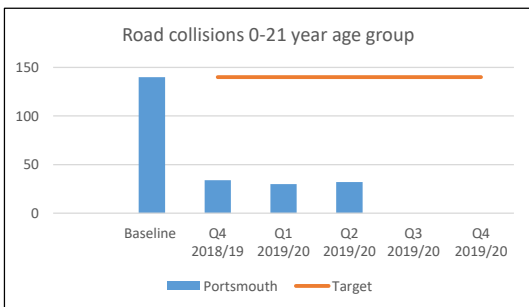
COMMENTARY
Whole year data - Most recent data from DfE: release July 2019 for 2017/18. Data published annually. To be updated with 2018/19 data after DfE publish revised data in July 2020.



RAG against target

RAG against trend
RED

COMMENTARY
Whole year data - most recent data from LA Capita One data for 6 half terms for fixed period exclusions for 2018/19. This will be replaced by DfE data for 2018/19 when that is published in July 2020. 2017/18 data have been updated to show the latest DfE data from July 2019.

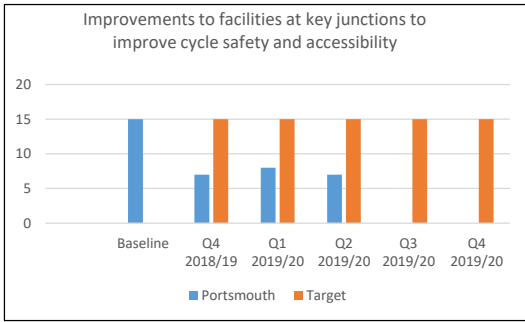


RAG against target

RAG against trend
GREEN

COMMENTARY
The baseline represents the average number of collisions over the last 5 years. Quarterly data is for individual quarters, and are 3 months behind due to reporting timescales.

Priority-Make our city cleaner, greener and safer



RAG against target

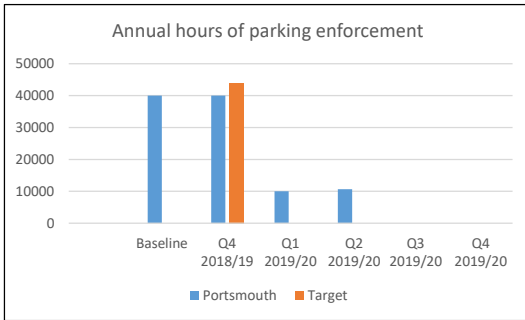
GREEN

RAG against trend

GREEN

COMMENTARY

Number of sites is dependent on the amount of funding available each year.



RAG against target

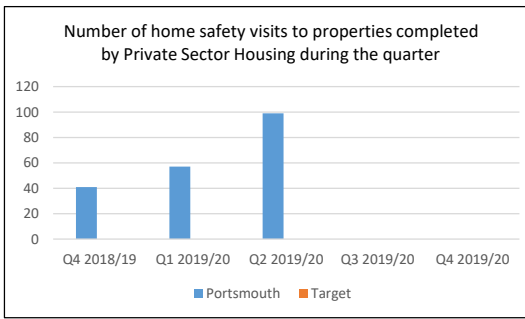
AMBER

RAG against trend

GREEN

COMMENTARY

259 hours were lost this quarter due to legislative training. Additional Civil Enforcement Officers have been recruited and we have one vacancy remaining.



RAG against target

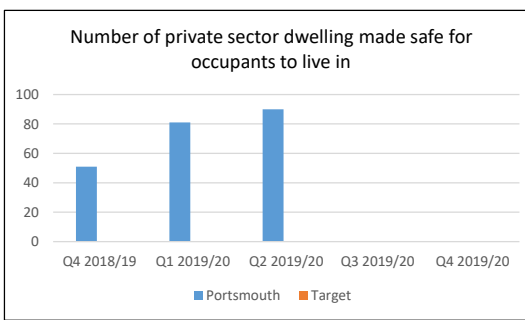
AMBER

RAG against trend

AMBER

COMMENTARY

This is a new measure and there is no established baseline.



RAG against target

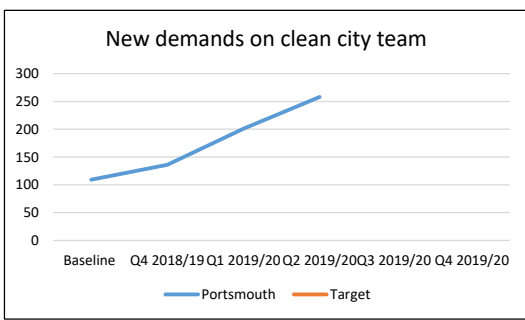
AMBER

RAG against trend

AMBER

COMMENTARY

This is a new measure and there is no established baseline.



RAG against target

AMBER

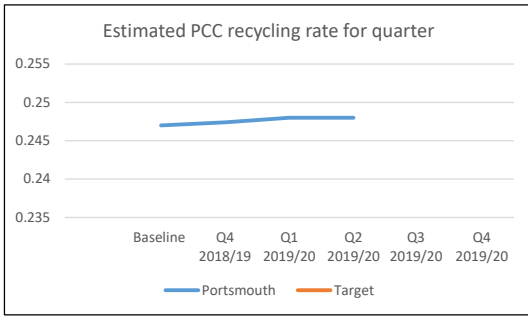
RAG against trend

AMBER

COMMENTARY

Combined highest demands of ASB, rough sleepers, drug related debris and dog fouling - this type of demand is usually higher over the Summer months.

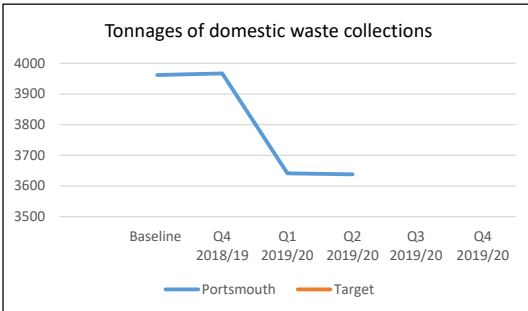
Priority-Make our city cleaner, greener and safer



RAG against target
AMBER

RAG against trend
AMBER

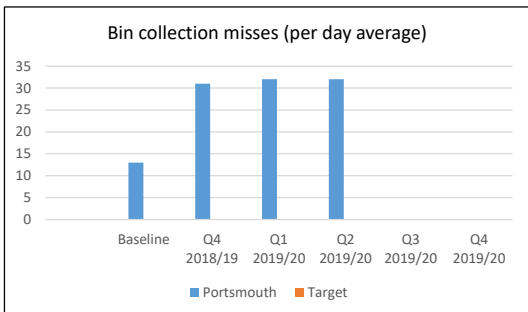
COMMENTARY
Not all data has been finalised; figures are produced annually and will likely be subject to change .



RAG against target
GREEN

RAG against trend
AMBER

COMMENTARY
Includes data for 1 year since wheeled bin rollout (1 Oct 2018) - reduction has been sustained

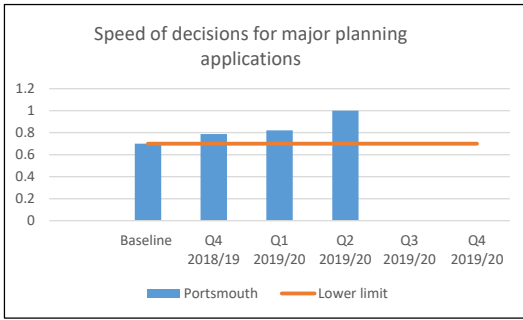


RAG against target
AMBER

RAG against trend
AMBER

COMMENTARY
Increase from previous year's baseline is attributed to the roll out of wheelie bins across the city.

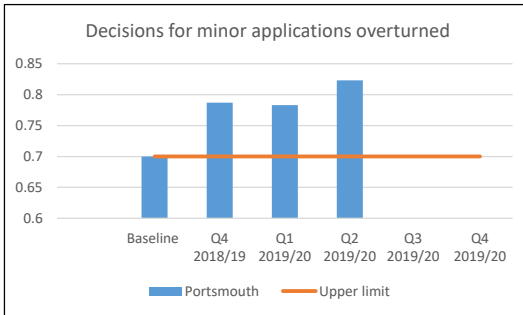
Priority - Make sure our council is a caring, competent and collaborative organisation that puts people at the heart of everything we do



RAG against target
GREEN

RAG against trend
GREEN

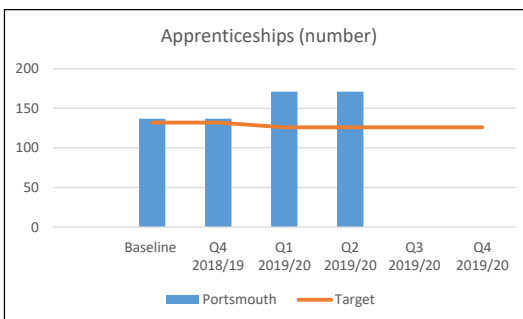
COMMENTARY
The measure considers the % local decisions determined in the national standard timescale.



RAG against target
GREEN

RAG against trend
GREEN

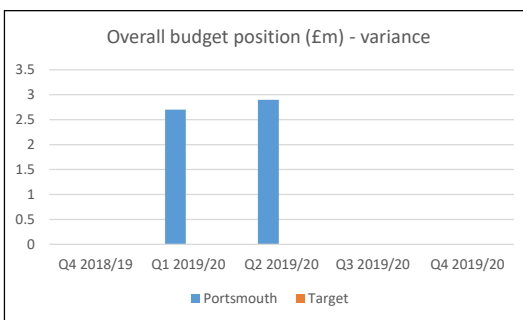
COMMENTARY
The measure considers the % local decisions determined in the national standard timescale.



RAG against target
GREEN

RAG against trend
GREEN

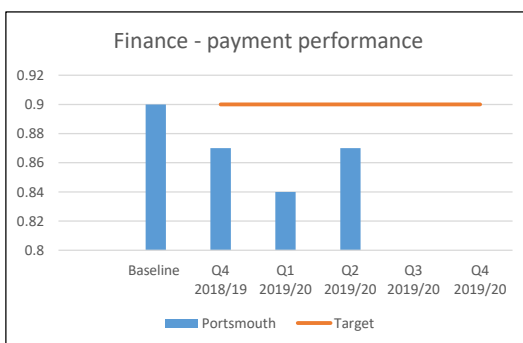
COMMENTARY
PCC currently have 171 apprentices on programme over 39 different frameworks and standards, level 2 to level 7
Repayment of Apprenticeship Levy - PCC not projected to repay any levy fund to Government until June 2021 and this is consistently being pushed back due to the success in recruiting PCC apprentices
Public Sector target for 2018/19 achieved and exceeded- awaiting final confirmation of percentage we have achieved
Recently awarded the following apprenticeships;
• Payroll
• Accountancy
• Social Work
• Learning and Development
• Planning



RAG against target
RED

RAG against trend
RED

COMMENTARY

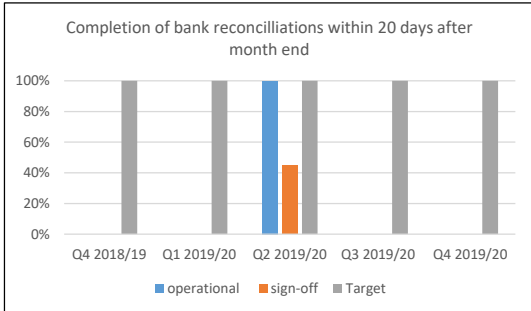


RAG against target
AMBER

RAG against trend
GREEN

COMMENTARY

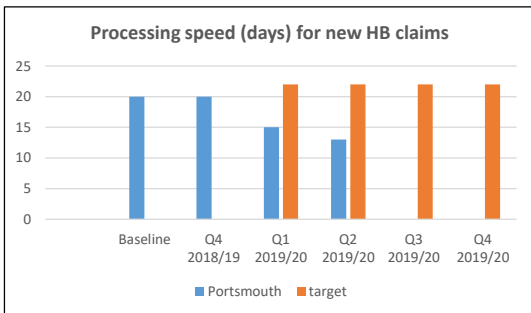
Priority - Make sure our council is a caring, competent and collaborative organisation that puts people at the heart of everything we do



RAG against target
GREEN

RAG against trend
AMBER

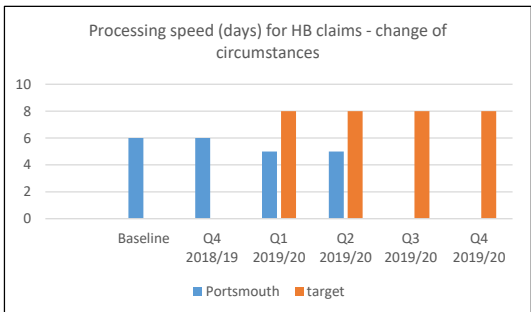
COMMENTARY



RAG against target
GREEN

RAG against trend
GREEN

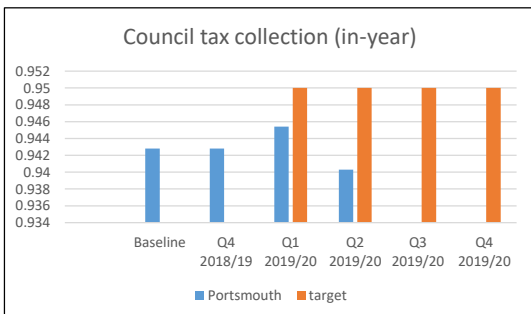
COMMENTARY
Performance has been maintained well, despite the uncertainty and increased workload associated with full Universal Credit rollout.



RAG against target
GREEN

RAG against trend
GREEN

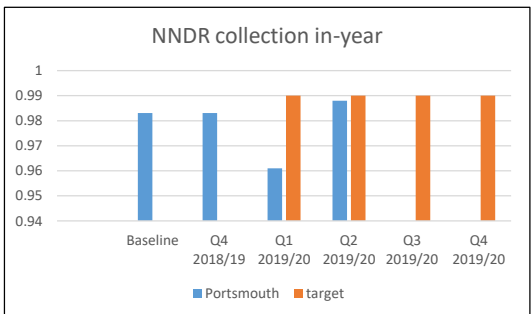
COMMENTARY
Performance has been maintained well, despite the uncertainty and increased workload associated with full Universal Credit rollout.



RAG against target
AMBER

RAG against trend
AMBER

COMMENTARY
In-year collection is slightly down on 18/19 by 0.43% at Q2. The overall collection fund position for council tax is positive, mostly associated with reviews of discounts and local council tax support caseload. Recovery slowing is attributed to the ongoing effect of CTS changes in 2017/18.

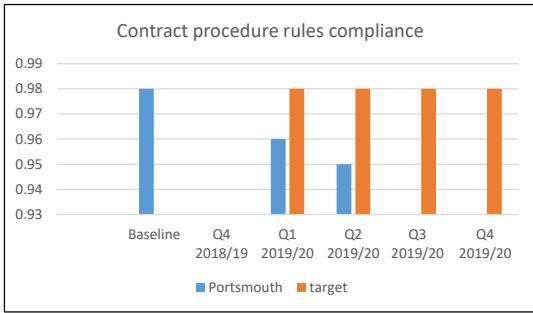


RAG against target
AMBER

RAG against trend
AMBER

COMMENTARY
In-year collection is down on 18/19 by 2.96% at Q2. In-year recovery slowing in 19/20 is associated with the deletion of a large MoD assessment from the rating list, and a handful of CVAs in respect of a number of large retailers.

Priority - Make sure our council is a caring, competent and collaborative organisation that puts people at the heart of everything we do



RAG against target
AMBER

RAG against trend
AMBER

COMMENTARY